

Sinter Red



Sinter Cotto Special Engobed




Sinter Grey Special Engobed



Sinter Light Grey Special Engobed



Sinter Black Matt Special Engobed



Ergoldsbacher **LINEA**®



Sinter Red



LARGE AREAS



Technical Details

ERLUS ^e

Ergoldsbacher LINEA®

Technical data

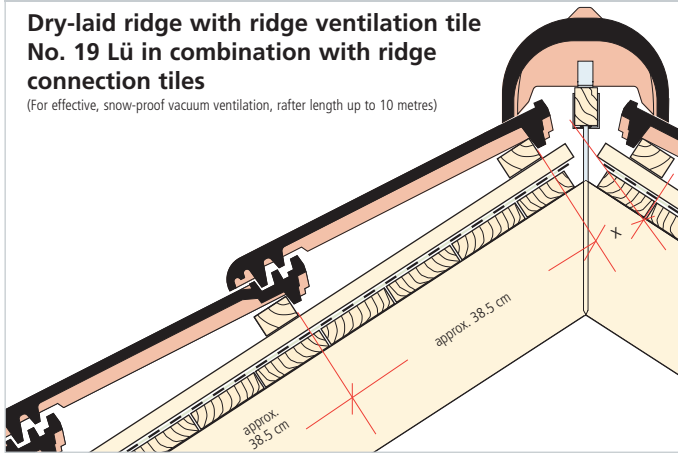
Size:	approx. 29.0 x 48.5 cm
Cover length:	approx. 38.2–38.9 cm
Average cover width:	approx. 24.5 cm
Quantity required per m ² :	approx. 10.5 tiles
Weight per tile:	approx. 4.4 kg
Weight per m ² in accordance with DIN 1055 incl. battens:	approx. 0.55 kN/m ²
Real weight without battens:	approx. 42.0 kg/m ²
Pallet capacity:	192 tiles
Pallet weight:	approx. 880 kg
Bundle capacity:	4 tiles



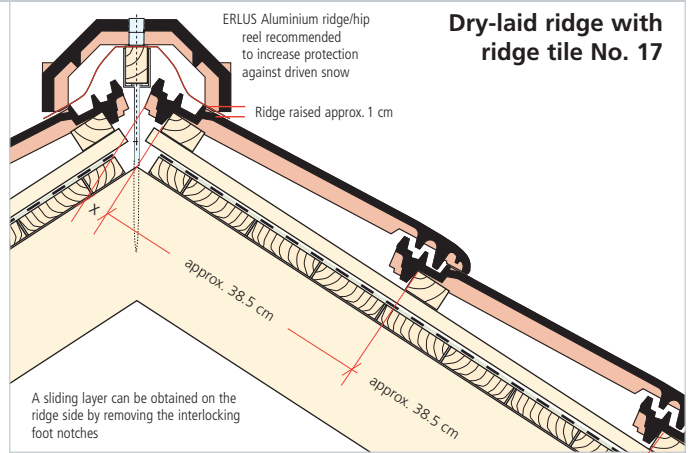
Technical drawings

Dry-laid ridge with ridge ventilation tile No. 19 Lü in combination with ridge connection tiles

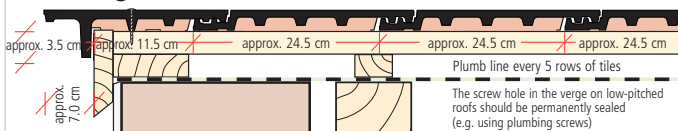
(For effective, snow-proof vacuum ventilation, rafter length up to 10 metres)



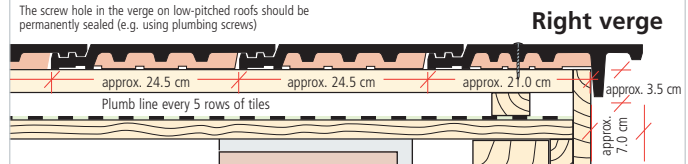
Dry-laid ridge with ridge tile No. 17



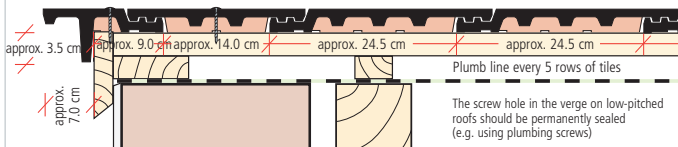
Left verge



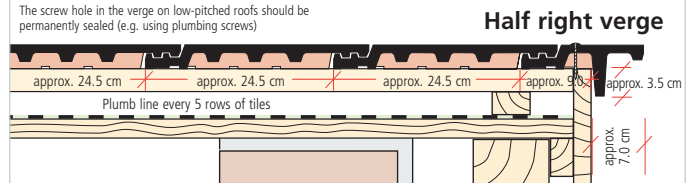
Right verge



Half left verge with double roll



Half right verge



Dimensions for execution with ridge connection tiles and without ridge/hip reel. Data in mm. (x = distance of the 1st lath to the angular point of the ridge)

LINEA®	Roof pitch 10°	Roof pitch 15°	Roof pitch 20°	Roof pitch 25°	Roof pitch 30°	Roof pitch 35°	Roof pitch 40°	Roof pitch 45°	Roof pitch 50°	Roof pitch 55°	Roof pitch 60°
	X-dimension	X-dimension	X-dimension	X-dimension	X-dimension	X-dimension	X-dimension	X-dimension	X-dimension	X-dimension	X-dimension
Ridge tile No.: 17	65	65	65	60	60	55	55	45	–	–	–
Ridge tile No.: 17 Lü	65	65	65	60	60	60	70	–	–	–	–
Ridge tile No.: 19 Lü	55	55	55	45	40	40	45	50	–	–	–

Dimensions for execution with standard tiles and ridge/hip reel. Data in mm. (x = distance of the 1st lath to the angular point of the ridge)

LINEA®	Roof pitch 10°	Roof pitch 15°	Roof pitch 20°	Roof pitch 25°	Roof pitch 30°	Roof pitch 35°	Roof pitch 40°	Roof pitch 45°	Roof pitch 50°	Roof pitch 55°	Roof pitch 60°
	X-dimension	X-dimension	X-dimension	X-dimension	X-dimension	X-dimension	X-dimension	X-dimension	X-dimension	X-dimension	X-dimension
Ridge tile No.: 17	55	55	65	60	60	60	70	50	40	–	–
Ridge tile No.: 17 Lü	55	55	65	60	60	65	70	–	–	–	–
Ridge tile No.: 19 Lü	55	55	50	50	40	40	40	45	–	–	–

Assignment of additional measures for the Ergoldsbacher Linea®¹⁾

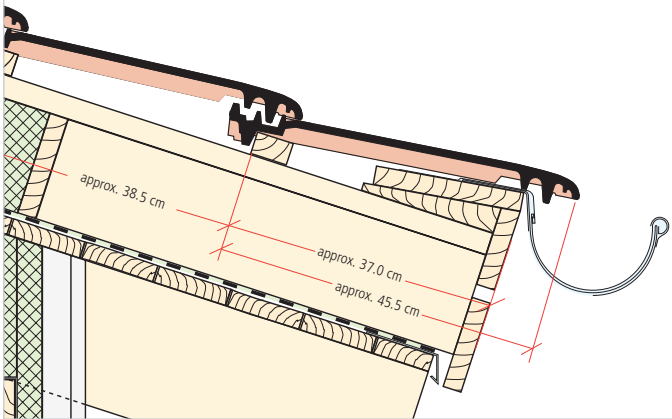
According to the Central Association of German Roofers' pamphlet on sub-roofs, sub-coverings and under-bracings, and the basic regulations of the Roofers' Guild, regular roof pitch 25°, minimum roof pitch 10°, according to the state of technology.

Increased demands due to				
Use	Construction			Climate situation
<ul style="list-style-type: none"> ■ of the attic level, especially for residential purposes (residential use equals two increased demands) 	<ul style="list-style-type: none"> ■ Special roof shapes (e.g. butterfly roof) ■ Long spar lengths (longer than for normal single-family dwellings) ■ Heavily structured roof shapes (e.g. due to valleys, gables, etc.) 			<ul style="list-style-type: none"> ■ Exposed locations ■ Extreme locations ■ Areas with a lot of snow
				<ul style="list-style-type: none"> ■ Special weather situations ■ Areas with a lot of wind
Roof pitch	No further increased demands ²⁾	One further increased demand ²⁾	Two further increased demands ²⁾	Three further increased demands ²⁾
≥ 25°	class 6 3.3. under-bracing (USB-A)	class 6 3.3. under-bracing (USB-A)	class 5 2.4. overlapped / tongue in groove sub-covering (UDB-A, USB-A)	class 4 2.2. welded or glued sub-covering 2.3. coated under-bracing made of strips of bitumen 3.2. seam-secured sub-covering (UDB-A, USB-A)
From < 25° to ≥ 21°	class 4 2.2. welded or glued sub-covering 2.3. coated under-bracing made of strips of bitumen 3.2. seam-secured sub-covering (UDB-A, USB-A)	class 4 2.2. welded or glued sub-covering 2.3. coated under-bracing made of strips of bitumen 3.2. seam-secured sub-covering (UDB-A, USB-A)	class 3 2.1. seam and perforation secured under-bracing 3.1. seam and perforation secured sub-covering (UDB-A, USB-A)	class 3 2.1. seam and perforation secured under-bracing 3.1. seam and perforation secured sub-covering (UDB-A, USB-A)
From < 21° to ≥ 17°	class 3 2.1. seam and perforation secured under-bracing 3.1. seam and perforation secured sub-covering (UDB-A, USB-A)	class 3 2.1. seam and perforation secured under-bracing 3.1. seam and perforation secured sub-covering (UDB-A, USB-A)	class 3 2.1. seam and perforation secured under-bracing 3.1. seam and perforation secured sub-covering (UDB-A, USB-A)	class 3 ³⁾ 2.1. seam and perforation secured under-bracing 3.1. seam and perforation secured sub-covering (UDB-A, USB-A)
From < 17° to ≥ 13°	class 2 1.2. Rainproof sub-roof	class 2 1.2. Rainproof sub-roof	class 2 1.1. Waterproof sub-roof	class 1 1.1. Waterproof sub-roof
From < 13° to ≥ 10°	class 1 1.1. Waterproof sub-roof	class 1 1.1. Waterproof sub-roof	class 1 1.1. Waterproof sub-roof	class 1 1.1. Waterproof sub-roof

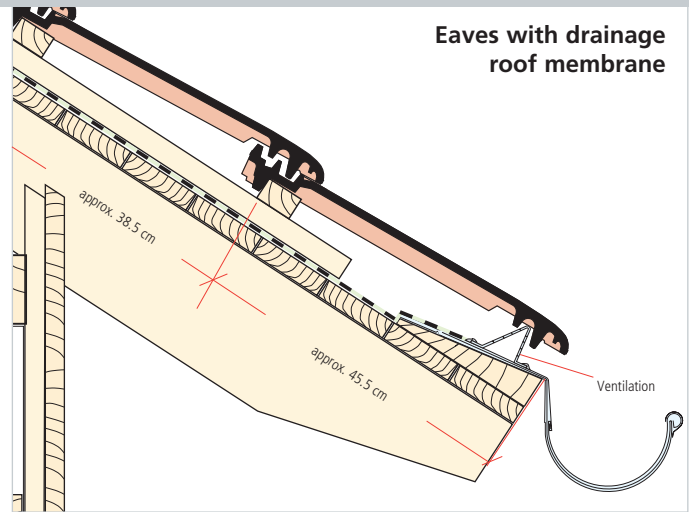
- 1) The additional measures listed in the table are minimum measures under consideration of Table 1 in the pamphlet on sub-roofs, sub-coverings and under-bracings. Sub-covering panels are to be assigned according to the classification in the pamphlet on sub-roofs, sub-coverings and under-bracings.
- 2) Increased demands make up categories according to chapter 1.1.3. Further increased demands can arise out of the weighting within a category according to 1.1.3. For example, climate situations can result in several increased demands.
- 3) Only permitted if proof is brought regarding functionality and safety of the products used, including accessories (sealing tapes, sticky tapes, sealing compounds, pre-assembled seam securing, etc.), as carried out in a severe rain test. Otherwise, the next class up is to be selected.

Technical drawings

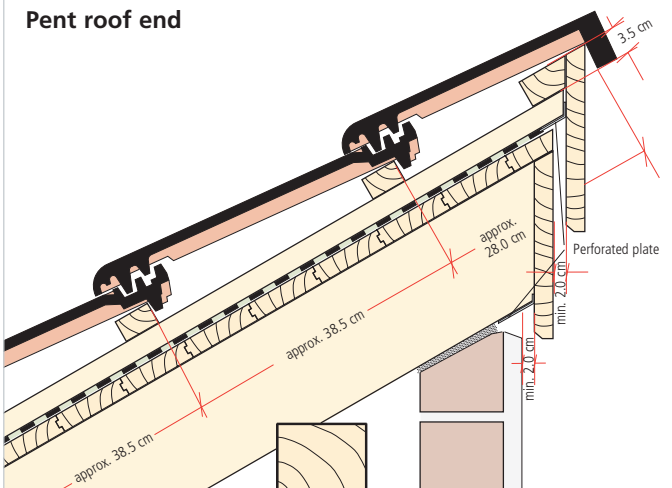
Eaves with insulation over rafters



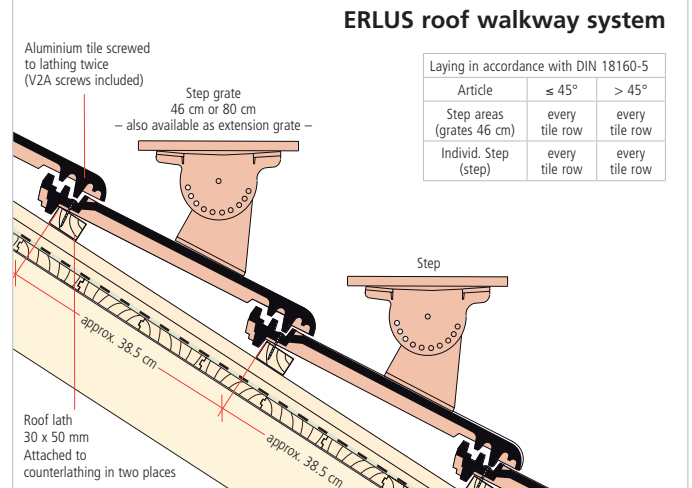
Eaves with drainage roof membrane



Pent roof end



ERLUS roof walkway system



Product range

 Standard tile	 Half tile	 Verge tile left	 Verge tile right	 Ridge connection tile
 Ridge connection half tile	 Half verge tile left	 Half verge tile right	 Ridge connection verge tile left	 Ridge connection verge tile right
 Ridge connection tile Half verge tile left	 Ridge connection tile Half verge tile right	 Pent roof tile	 Pent roof verge tile left	 Pent roof verge tile right
 Double roll left end	 Ventilation tile (Ø 15 cm ²)	 Ridge tile No. 17	 Ridge ventilation tile No. 17 LÜ (Recommended for a fully ceramic roof ventilation system with rafters up to 10 m in length)	
 Ridge ventilation tile No. 19 LÜ (Recommended for a fully ceramic roof ventilation system with rafters up to 10 m in length)		 Aluminium sanitary ventilator (Ø 125 mm Ventilation cross section = 122 cm ²)	 Aluminium solar outlet tile	 Aluminium solar holder

Like all Ergoldsbacher clay roof tiles, the **Ergoldsbacher Linea®** exceeds the quality requirements set out in the DIN EN 1304 roof-tile norm. Ergoldsbacher roof tiles are natural building materials through and through. This is also evident from the fact that the individual tiles display slight variations in colour.

Given that the regulations and roofing traditions vary throughout Europe, our manufacturer's instructions should be given priority when you lay the tiles. Additional measures for wind protection should generally be carried out in accordance with current local regulations. The sizes and weights given are nominal values. Owing to changes in the raw materials and varying shrinkage characteristics, it is not always possible to prevent deviations. It is therefore advisable to check the dimensions of the roof before laying the tiles.

Occasional imperfections are an inherent part of the production/ transportation process and do not affect the quality of the roof tiles. In order to ensure the highest possible level of protection against the rain and wind, we recommend that you lay the Ergoldsbacher Linea® tiles in a "semi-bonded" manner.

Copyright notice

© ERLUS AG 2012. All rights reserved. These documents are protected by copyright. They may not be reproduced, modified, distributed in any form or way or saved in a database or other data storage system – either in full or in part – without the prior consent of ERLUS AG. Any use of these documents without prior consent shall count as a breach of the relevant copyright regulations.

ERLUS AG

Main office
Hauptstraße 106
D-84088 Neufahrn/NB
Telefon: +49 (0)8773 18-0
Fax: +49 (0)8773 18-300
info@erlus.com
www.erlus.com

The following non-ceramic accessories are also available:

ERLUS aluminium roof walkway system (powder-coated) ·
ERLUS aluminium snow-guard system (powdercoated) ·
ERLUS aluminium sanitary ventilator tile (Ø 125 mm with plastic thermal adapter) · ERLUS aluminium antenna outlet tile, storm clamps in accordance with DIN EN 14437.
Please ask for our special accessories folder!

Only the colour of the original roof tiles is guaranteed. True reproduction of colours cannot be guaranteed in print!

This brochure was last updated in december 2011.

The following brochure is a translation from the German language. Since differences may occur due to language-based interpretation, we explicitly indicate that only the original German content is binding. When in doubt, the DIN EN 1304 regulation shall always apply.

ERLUS 